


RAISED BEACHES ON N.W. BLOMESLETTA PENINSULA, SPITSBERGEN, SVALBARD

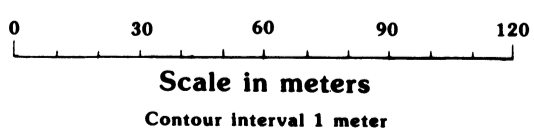
by

TROY L. PÉWÉ, DANA E. ROWAN, AND RICHARD H. PÉWÉ







1980



EKMANFJORDEN



EXPLANATION

-  Raised beach deposit
-  Glacial striae
-  Survey base station
-  C-14 sample site
-  Strike of vertical joint set in dolerite
-  Comparative photograph site